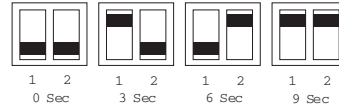


### Feature

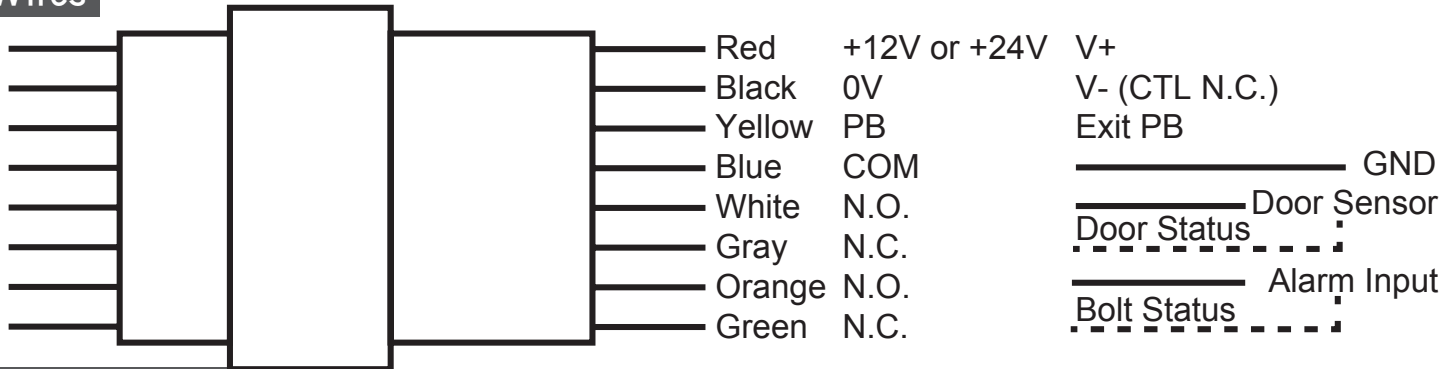
The electric bolt lock, AR-1201A(-3) Fail Safe and "AR-1201P(-3) Fail Secure, featured with aluminum alloy housing is able to dissipate the heat effectively. It supports door status sensor and bolt position sensor functions. When the bolt is pried, it will send out alarm signal. One LED indicator will show the bolt position (Red: Unlocked / Green: Locked / Yellow Flashing: Bolt was damaged or pried)

### Installation

1. Please note the distance between the lock body and striker plate should NOT over 8mm; otherwise, the bolt might not drop properly.
2. Installation Diagram (Please refer to the next page)
3. Operation delay time: 0 / 3 / 6 / 9 sec. (Default: 3 sec.)



### Wires



### Specification

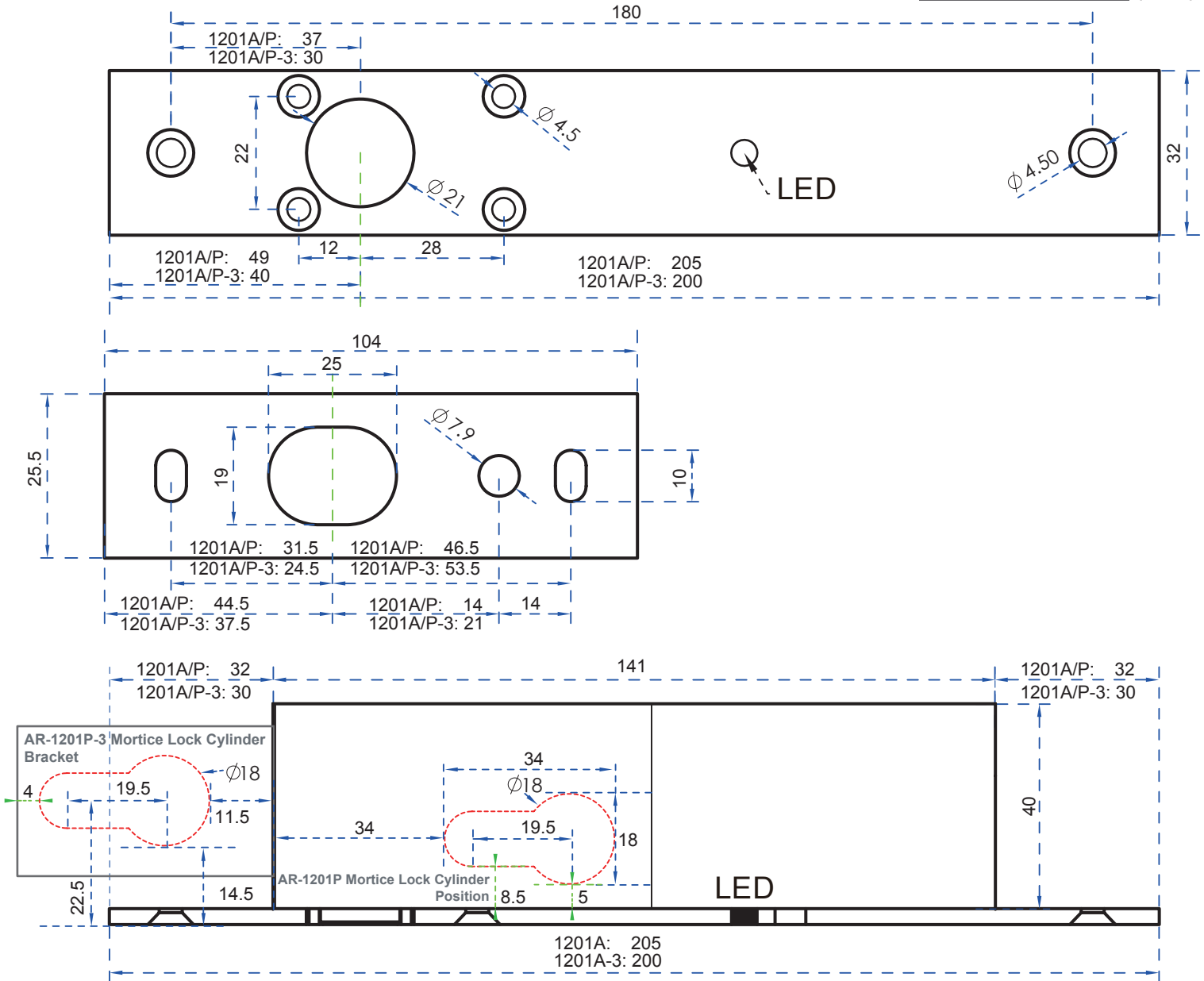
Voltage	Optional	12VDC	24VDC	Face Plate (mm)	AR-1201A/P Fail Safe/Secure	205L x 32W x 43H
Current Draw	AR-1201A(-3) Fail Safe	Switch on	900mA		500mA	AR-1201A/P-3 Fail Secure/Secure
	AR-1201A(-3) Fail Safe	Normal on	350mA	180mA	Striker Plate (mm)	104L x 25.5W x 5H
AR-1201P(-3) Fail Secure	Switch on	700mA	500mA	AR-1201A/P-3 Fail Secure/Secure		
AR-1201P(-3) Fail Secure	Normal on	170mA	180mA	Bolt (mm)	16 (Diameter) x 16 (Throw)	
Operating Temp.	0~50°C					
Door Opened by	Black Wire (Controller) and Yellow Wire (Lock Exist PB)					
Indicator	Bi-Color LED					

Bolt Status	LED Indicator	1201A(-3) Status		1201P(-3) Status	
		Door	Lock	Door	Lock
Stand-by (Power to lock)	LED lights up Red	Off	Off	Off	Off
Delay Time Action	LED flashes Red once every 0.5 sec	On	Off	On	Off
Locked Well	LED lights up Green	On	Off	N/A	N/A
Fail to Lock	LED flashes Red once every 0.5 sec	On	Off	N/A	N/A
Keep Locking	LED flashes Red once every 0.5 sec	On	On	N/A	N/A
Forced Entry (Alarm)	LED flashes Yellow once every 0.5 sec	On	On	N/A	N/A
Remote Release (Exit PB)	LED lights up Red	Off	Off	N/A	N/A

### Troubleshooting

1. After "Fail to lock", the bolt will enter into "Keep locking" mode and re-lock twice every 5 seconds. Users can push the door in the right position, and the bolt will automatically extend and locked.
2. Please check V(+) and V(-) wiring when LED doesn't light up.
3. If the bolt projects but chatters, please check whether the power supply is less than 1000mA (Voltage too low.)

Mounting Hole (mm)



1141 Budapest, Fogarasi út 77.      1095 Budapest, Mester utca 34.  
Tel.: \*220-7940, 220-7814, 220-7959,      Tel.: \*218-5542, 215-9771, 215-7550,  
220-8881, 364-3428 Fax: 220-7940      216-7017, 216-7018 Fax: 218-5542  
Mobil: 30 531-5454, 30 939-9989      Mobil: 30 940-1970, 20 949-2688

[www.soyal.hu](http://www.soyal.hu)

E-mail: [info@delton.hu](mailto:info@delton.hu) Web: [www.delton.hu](http://www.delton.hu)